

The SEI Emerging Markets Equity Fund

31 Mar 2022

SEI New ways.
New answers.®

Investment Objective

The objective of the Fund is to achieve capital growth. The Fund will primarily invest in a diversified portfolio of shares (equities) issued by companies listed or traded in emerging market countries. The Fund is suitable for investors seeking long-term capital growth. An investment in the Fund should not be a substantial part of an investors portfolio and may not be appropriate for all investors.

Fees

Ongoing Charges 0.25 %

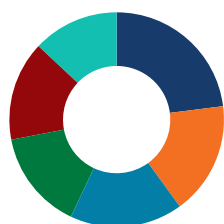
Fund Details

Assets Under Management	£490.50 Million
Share Class	Sterling Institutional
ISIN	IE0000629257
Inception Date	23 Mar 2001
Base Currency of Fund	USD
Domicile	Dublin, Ireland
Benchmark	MSCI Emerging Markets Index (Net) (GBP)

Performance Review (gross)	as of 31/03/2022 (%)			Annualised (%) as of 31/03/2022				
	1 month	3 month	YTD	1 year	3 year	5 year	7 year	10 year
The SEI Emerging Markets Equity Fund	0.22	-4.84	-4.84	-6.79	6.16	5.42	8.10	6.55
Benchmark	-0.40	-4.30	-4.30	-7.12	4.57	4.89	6.50	5.37

Standardised Performance (%) (net of fees and expenses)										
	1 year to 31/3/2022	1 year to 31/3/2021	1 year to 31/3/2020	1 year to 31/3/2019	1 year to 31/3/2018	1 year to 31/3/2017	1 year to 31/3/2016	1 year to 31/3/2015	1 year to 31/3/2014	1 year to 31/3/2013
The SEI Emerging Markets Equity Fund	-7.04	49.12	-14.32	-2.68	11.26	39.96	-5.74	9.29	-9.07	9.14
Benchmark	-7.12	42.34	-13.50	-0.32	11.36	34.73	-9.14	12.79	-10.22	7.29

Manager Details



Name

- Qtron Investments - 23%
- Neuberger Berman - 17%
- Robeco Asset Management - 17%
- JOHCM (USA) - 15%
- KBI Global Investors - 15%
- Other - 13%

Start Date

Dec - 2018	Value manager with deep insight into factor design
May - 2010	Focus on quality at reasonable prices
Dec - 2020	Fundamental, top-down value approach
Nov - 2010	Flexible growth style with strong sell discipline
Oct - 2012	Stable team; experienced global dividend focus
--	--

Key Attribute

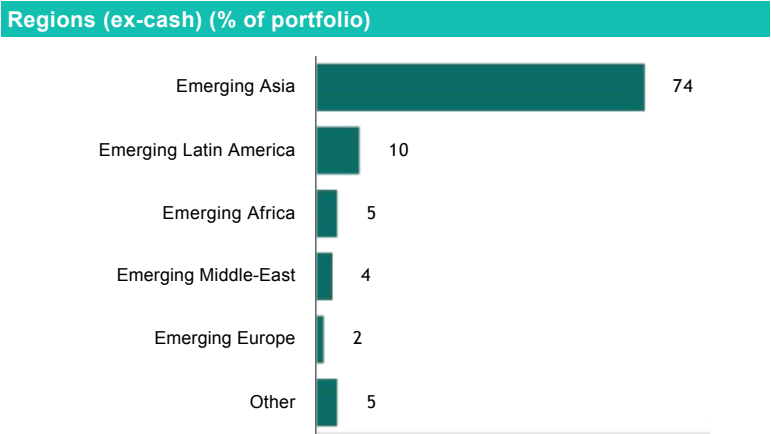
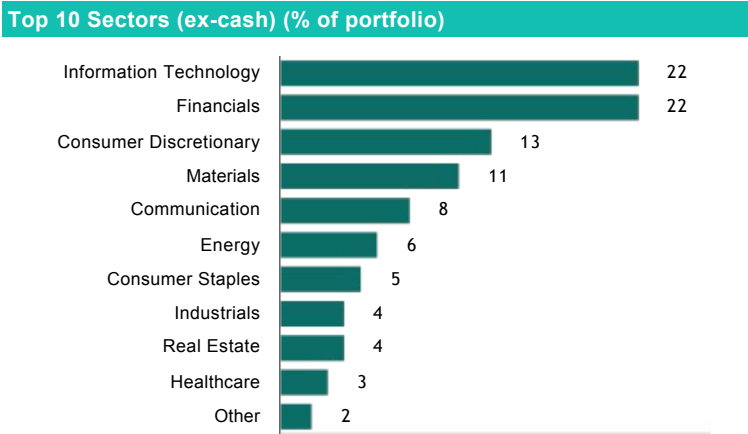
The data refers to past performance. Past performance is not a reliable indicator of future results.

Performance: monthly Fund returns are based on the percentage change in the net asset value per share, after adjusting those values to include any reinvestment of dividends, interest and capital gain distributions. Monthly returns are linked geometrically to determine quarterly and annual returns. Gross returns are calculated by adjusting the monthly net return to exclude Administration, Trust and Custody fees. Fees would reduce the returns shown. Standardised Performance: Performance figures are shown on a mid-to-mid basis, inclusive of any net reinvested income and net of the annual management charge and all other fund expenses.

Portfolio Characteristics	
Market Capitalization (USD)	\$112 Billion
Number of Holdings	532
Dividend Yield	2.70

Dividend Yield Ratio: a financial ratio that shows how much a company pays out in dividends each year relative to its share price.

Top 10 Holdings (ex-cash)	(Weight %)
TAIWAN SEMICONDUCTOR MANUFACTURING CO LTD	5.75
SAMSUNG ELECTRONICS CO LTD	3.80
TENCENT HOLDINGS LTD	2.92
RELIANCE INDUSTRIES LTD	1.29
SK HYNIX INC	1.24
CHINA RESOURCES LAND LTD	1.12
HANA FINANCIAL GROUP INC	1.04
PING AN INSURANCE GROUP CO OF CHINA LTD	0.98
ALIBABA GROUP HOLDING LTD	0.97
TAIWAN SEMICONDUCTOR MANUFACTURING CO (ADR)	0.87



Principal Risk

- Equities are subject to material market risk. Their values tend to be volatile and can decline quickly or over extended periods of time.
- Securities from emerging markets issuers may have greater susceptibility to certain risks compared to securities from developed market issuers. These include liquidity, exchange rate, political, credit, operational and regulatory risk.
- Fund assets in currencies other than the base currency of the Fund may expose the Fund to loss if the currency of those assets falls in value relative to the base currency.
- Certain securities may be or may become difficult or impossible to sell. In certain circumstances, the fund may be forced to sell such securities at substantially lower prices, or may be required to sell other securities that the fund otherwise would not have wished to sell.
- For further details of the risks, please refer to the Fund's prospectus.

Important Information

Past performance is not a reliable indicator of future results. Investment in the range of SEI's Funds is intended as a medium- to long-term investment. The value of an investment and any income from it can go down as well as up. Investors may get back less than the original amount invested. Returns may increase or decrease as a result of currency fluctuations. Additionally, this investment may not be suitable for everyone. If you should have any doubt whether it is suitable for you, you should obtain expert advice.

No offer of any security is made hereby. Recipients of this information who intend to apply for shares in any SEI Fund are reminded that any such application may be made solely on the basis of the information contained in the Prospectus. This material represents an assessment of the market environment at a specific point in time and is not intended to be a forecast of future events, or a guarantee of future results. This information should not be relied upon by the reader as research or investment advice regarding the funds or any stock in particular, nor should it be construed as a recommendation to purchase or sell a security, including futures contracts. The Fund, or some of its underlying assets may hold derivatives, or borrow to invest. This can make the Fund more volatile and investors should expect above-average price increases or decreases.

Data sources for this report: Factset, SEI IMUDW, BlackRock, Lipper. While considerable care has been taken to ensure the information contained within this document is accurate and up-to-date, no warranty is given as to the accuracy or completeness of any information and no liability is accepted for any errors or omissions in such information or any action taken on the basis of this information.

This information is approved, issued and distributed by SEI Investments (Europe) Limited, 1st Floor, Alphabeta, 14-18 Finsbury Square, London EC2A 1BR which is authorised and regulated by the Financial Conduct Authority. Please refer to our latest Prospectus (which includes information in relation to the use of derivatives and the risks associated with the use of derivative instruments), Key Investor Information Document, Summary of UCITS Shareholder rights (which includes a summary of the rights that shareholders of our funds have) and the latest Annual or Semi-Annual Reports for more information on our funds, which can be located at [Fund Documents](#). And you should read the terms and conditions contained in the Prospectus (including the risk factors) before making any investment decision.